

TARGET 2A

Name _____ Date _____

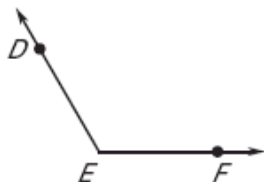
LESSON 1.4

Practice A & B

For use with pages 24—34

Write three names for the angle shown. Then name the vertex and sides of the angle.

1.

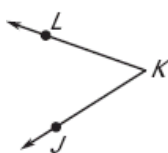


Names: _____, _____, _____

Vertex: _____

Sides: _____, _____

2.

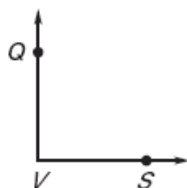


Names: _____, _____, _____

Vertex: _____

Sides: _____, _____

3.

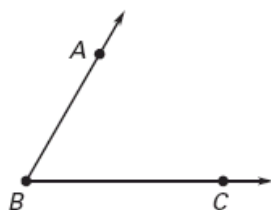


Names: _____, _____, _____

Vertex: _____

Sides: _____, _____

4.

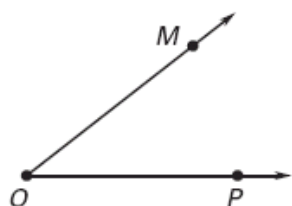


Names: _____, _____, _____

Vertex: _____

Sides: _____, _____

5.



Names: _____, _____, _____

Vertex: _____

Sides: _____, _____

6.



Names: _____, _____, _____

Vertex: _____

Sides: _____, _____

TARGET 2A ANSWERS:

1. $\angle DEF$, $\angle FED$, and $\angle E$; vertex: E ; sides: \overrightarrow{ED} and \overrightarrow{EF}
2. $\angle JKL$, $\angle LKJ$, and $\angle K$; vertex: K ; sides: \overrightarrow{KJ} and \overrightarrow{KL}
3. $\angle QVS$, $\angle SVQ$, and $\angle V$; vertex: V ; sides: \overrightarrow{VQ} and \overrightarrow{VS}
4. $\angle ABC$, $\angle CBA$, or $\angle B$; B ,
5. $\angle MOP$, $\angle POM$, or $\angle O$; O , \overrightarrow{OM} , \overrightarrow{OP}
6. $\angle EFG$, $\angle GFE$, or $\angle F$; F , \overrightarrow{FE} , \overrightarrow{FG}